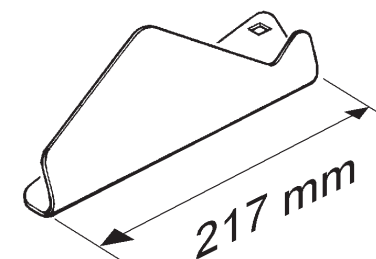


STROOIHOEVEELHEIDSTABELLEN voor de FERTILINER® SE

OUTPUT CHARTS for FERTILINER® SE

Typenummer : 2.3226.001[□].1 / 2.3226.002[□].1
 Type number : 2.3226.001[□].1 / 2.3226.002[□].1
 (□ =0, 1, 2, 3, 4, ...)

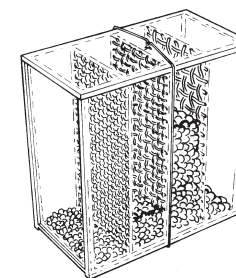


KUNSTMEST	pagina page	FERTILIZER
KAS 27% N - Kemira	6	Calciumammoniumnitrate KAS 27%N - Kemira
KAS 27% N - Hydro Agri	9	Calciumammoniumnitrate KAS 27%N - Hydro Agri
KAS 27% N - DSM	12	Calciumammoniumnitrate KAS 27%N - DSM
NPK 26- 14- 0 - DSM	15	Compound 26- 14- 0 - DSM
NPK 23- 23- 0 - DSM	18	Compound 23- 23- 0 - DSM
Urea 46% N - Hydro Agri	21	Urea 46% N - Hydro Agri
Kalksalpeter 15,5%- Hydro Agri	24	Calciumnitrate 15,5% N - Hydro Agri
Kali 60 - Agrarische Uni Vulkaan	27	Potassium 60 - Agrarische Uni Vulkaan
Patentkali - Agrarische Uni Vulkaan	28	Patent potassium - Agrarische Uni Vulkaan
Urea (fijn)	30	Urea (fine)

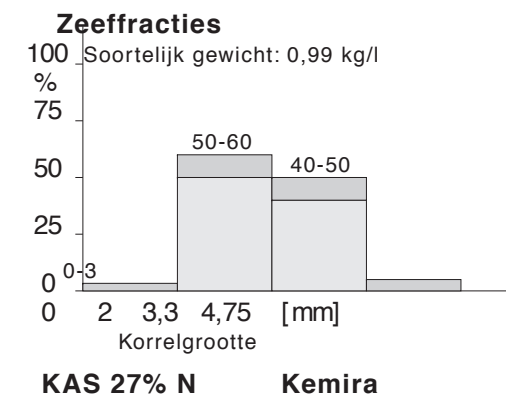
Raadpleeg de handleiding van de FERTILINER® voor het gebruik van de strooihoeveelheidstabellen

Please be referred to the FERTILINER® Operator's Manual for the use of the output charts

FERTILINER[®] SE

 Typenummer : 2.3226.001^a.1 / 2.3226.002^a.1


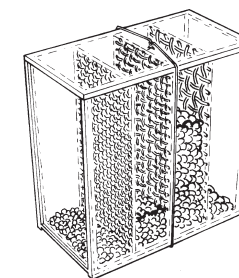
KUNSTMEST	Soortelijk gewicht [kg/ l]	Zeeffracties [%] Korrelgrootte [mm]			
		0 - 2	2 - 3,3	3,3- 4,75	4,75 -
KAS 27% N - Kemira	0,99	0 - 3	50 - 60	40 - 50	0 - 5
KAS 27% N - Hydro Agri	1,05	0 - 0,5	45 - 55	45 - 55	0 - 5
KAS 27% N - DSM	1,03	0 - 1	20 - 30	70 - 80	0 - 1
NPK 26- 14- 0	1,01	0 - 2	40 - 50	50 - 60	0 - 1
NPK 23- 23- 0	0,99	0 - 2	40 - 50	40 - 50	0 - 10
Urea 46% N - Hydro Agri	0,74	0 - 10	60 - 70	25 - 35	0 - 1
Kalksalpeter 15,5% N - Hydro Agri	1,1	0 - 5	65 - 75	15 - 25	0 - 5
Kali 60 - Agrarische Uni Vulkaan	1,1	30 - 40	40 - 50	15 - 25	0 - 10
Patentkali - Agrarische Uni Vulkaan	1,1	20 - 30	50 - 60	15 - 25	0 - 10
Urea (fijn)	0,73	95 - 100	0 - 5		



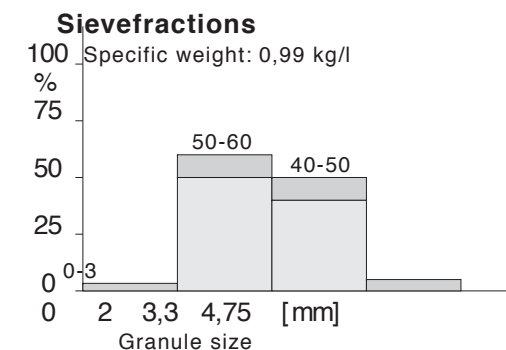
De tabellen zijn samengesteld aan de hand van metingen met kunstmest waarvan de zeeffracties binnen de hiernaast vermelde grenzen liggen. Indien de zeeffracties van de te verstrooien kunstmest buiten deze grenzen vallen, dan kunnen van de tabel afwijkende strooihoeveelheden optreden.

FERTILINER® SE

Type number : 2.3226.001^a.1 / 2.3226.002^a.1



FERTILIZER	Specific weight [kg/ l]	Sievefractions [%] Granule size [mm]			
		0 - 2	2 - 3,3	3,3- 4,75	4,75 -
Calciumammoniumnitrate KAS 27% N - Kemira	0,99	0 - 3	50 - 60	40 - 50	0 - 5
Calciumammoniumnitrate KAS 27% N - Hydro Agri	1,05	0 - 0,5	45 - 55	45 - 55	0 - 5
Calciumammoniumnitrate KAS 27% N - DSM	1,03	0 - 1	20 - 30	70 - 80	0 - 1
Compound 26- 14- 0 - DSM	1,01	0 - 2	40 - 50	50 - 60	0 - 1
Compound 23- 23- 0 - DSM	0,99	0 - 2	40 - 50	40 - 50	0 - 10
Urea 46% N - Hydro Agri	0,74	0 - 10	60 - 70	25 - 35	0 - 1
Calciumnitrate 15,5% N - Hydro Agri	1,1	0 - 5	65 - 75	15 - 25	0 - 5
Potassium 60 - Agrarische Uni Vulkaan	1,1	30 - 40	40 - 50	15 - 25	0 - 10
Patent potassium - Agrarische Uni Vulkaan	1,1	20 - 30	50 - 60	15 - 25	0 - 10
Urea (fine)	0,73	95 - 100	0 - 5		



KAS 27% N Kemira Calciumammoniumnitrate

The output charts were composed following measuring of fertilizers of which the sieve fractions are within the adjacent bounds.

Should the sieve fractions of fertilizer to be spread fall beyond these bounds, the actual output may differ from the values listed in the charts.

RIJBREEDTENTABEL voor FERTILINER[®] SE

Typenummer : 2.3226.001^a.1 / 2.3226.002^a.1

RIJBREEDTE	10m	12m	15m	18m
T = aftakstoerental (maximum-minimum) H = vooroverstelling	T H	T H	T H	T H
KAS 27% N - Kemira	330- 540 0°	370- 540 0°	470- 540 0°	540 0°
KAS 27% N - Hydro Agri	330- 540 0°	370- 540 0°	470- 540 0°	540 0°
KAS 27% N - DSM	330- 540 0°	370- 540 0°	470- 540 0°	540 0°
NPK 26- 14- 0 - DSM	330- 540 0°	370- 540 0°	470- 540 0°	540 0°
NPK 23- 23- 0 - DSM	330- 540 0°	370- 540 0°	470- 540 0°	540 0°
Urea 46% N - Hydro Agri	330- 540 0°	370- 540 0°	470- 540 0°	540 0°
Kalksalpeter 15,5% N - Hydro Agri	330- 540 0°	370- 540 0°	470- 540 0°	540 0°
Kali 60 - Agrarische Uni Vulkaan	540 0°	540 5°	540 5°	-
Patentkali - Agrarische Uni Vulkaan	330- 540 0°	470- 540 0°	540 5°	-
Urea (fijn)	470- 540 10°	-	-	-



TABLE OF WORKING WIDTHS for FERTILINER® SE

Type number : 2.3226.001^a.1 / 2.3226.002^a.1

WORKING WIDTH T = PTO output (minimu-maximum) H = forward inclination	10m	12m	15m	18m
	T H	T H	T H	T H
Calciumammoniumnitrate KAS 27% N - Kemira	330- 540 0°	370- 540 0°	470- 540 10°	540 0°
Calciumammoniumnitrate KAS 27% N - Hydro Agri	330- 540 0°	370- 540 0°	470- 540 10°	540 0°
Calciumammoniumnitrate KAS 27% N - DSM	330- 540 0°	370- 540 0°	470- 540 10°	540 0°
Compound 26- 14- 0 - DSM	330- 540 0°	370- 540 0°	470- 540 10°	540 0°
Compound 23- 23- 0 - DSM	330- 540 0°	370- 540 0°	470- 540 10°	540 0°
Urea 46% N - Hydro Agri	330- 540 0°	370- 540 0°	470- 540 10°	540 0°
Calciumnitrate 15,5% N - Hydro Agri	330- 540 0°	370- 540 0°	470- 540 10°	540 0°
Potassium 60 - Agrarische Uni Vulkaan	540 0°	540 5°	540 5°	-
Patent potassium - Agrarische Uni Vulkaan	330- 540 0°	470- 540 10°	540 5°	-
	470- 540 10°		-	-

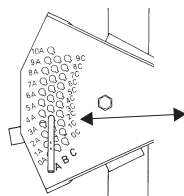
STROOIHOEVEELHEIDSTABEL OUTPUT CHART

FERTILINER® SE

Typenummer / Type number:

2.3226.001[□].1

2.3226.002[□].1



Hoeveelheden in kg/ha

Quantities in kg/ha

R = rijbreedte [m]

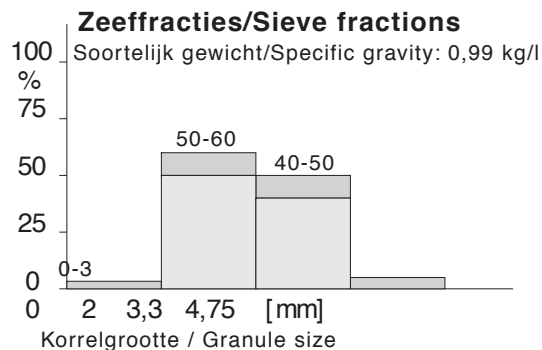
= working width [m]

T = aftakstoerental [omw./min.] = PTO output [r.p.m.]

H = vooroverstelling = forward inclination

V = rijsnelheid [km/u] = forward speed [km/h]

S = positie schaalverdeling = position calibration scale



**KAS 27% N - Kemira
Calciumammoniumnitrate**

KAS 27% N						Kemira						CALCIUMAMMONIUMNITRATE								
R = 10 m						R = 10 m						R = 12 m								
T = 330						T = 540						T = 370								
H = 0°						H = 0°						H = 0°								
S	V	6	8	10	12	14	S	V	6	8	10	12	14	S	V	6	8	10	12	14
2A		-	-	-	-	-	2A		-	-	-	-	-	2A		-	-	-	-	-
B		65	50	40	-	-	B		75	60	45	-	-	B		55	40	-	-	-
C		115	85	70	60	50	C		130	95	80	70	55	C		95	70	55	-	-
3A		165	125	100	85	70	3A		185	140	115	95	80	3A		135	100	80	65	55
B		230	175	140	115	100	B		260	200	160	130	115	B		190	145	115	95	80
C		300	225	180	150	130	C		340	255	205	170	145	C		250	185	150	125	105
4A		365	270	215	180	155	4A		410	305	245	205	175	4A		305	225	180	150	130
B		450	340	270	225	190	B		505	380	300	250	215	B		380	285	225	190	160
C		540	405	325	270	230	C		605	455	365	300	260	C		455	340	270	225	195
5A		630	470	375	315	270	5A		700	520	415	350	300	5A		530	395	315	265	225
B		735	550	440	365	315	B		800	600	480	400	345	B		615	460	370	305	265
C		845	630	505	420	360	C		905	675	540	450	385	C		705	525	420	350	300
6A		950	715	570	475	405	6A		1000	750	600	500	425	6A		790	595	475	395	340
B		1070	800	640	535	455	B		1115	830	665	555	475	B		885	665	530	440	380
C		1185	885	710	590	505	C		1220	910	730	610	520	C		985	735	590	490	420
7A		1300	975	780	650	555	7A		1340	1005	805	670	570	7A		1080	810	645	540	460
B		1430	1070	855	715	610	B		1460	1090	870	730	620	B		1185	890	710	590	505
C		1555	1165	930	775	665	C		1585	1190	950	790	680	C		1295	970	775	645	555
8A		1685	1260	1010	840	720	8A		1720	1285	1030	855	735	8A		1405	1050	840	700	600
B		1800	1350	1080	900	770	B		1820	1365	1090	910	780	B		1500	1125	900	750	640
C		1915	1435	1150	955	820	C		1935	1450	1160	965	830	C		1595	1195	955	795	680
9A		2030	1525	1220	1015	870	9A		2050	1540	1230	1025	880	9A		1690	1270	1015	845	725
B		2185	1635	1310	1090	935	B		2205	1650	1325	1100	945	B		1820	1365	1090	910	780
C		2335	1750	1400	1165	1000	C		2360	1770	1415	1175	1010	C		1945	1460	1165	970	830
10A		2490	1865	1495	1245	1065	10A		2515	1885	1510	1255	1075	10A		2075	1555	1245	1035	885



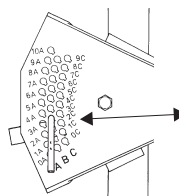
STROOIHOEVEELHEIDSTABEL OUTPUT CHART

FERTILINER® SE

Typenummer / Type number:

2.3226.001[□].1

2.3226.002[□].1



Hoeveelheden in kg/ha

Quantities in kg/ha

R = rijbreedte [m]

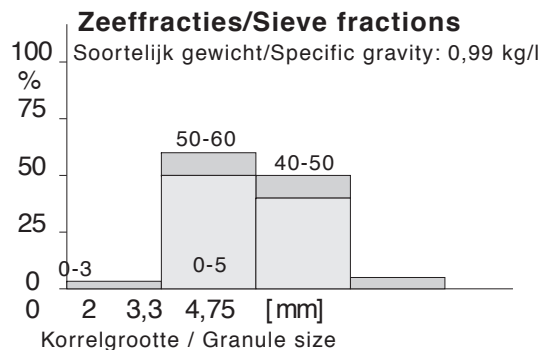
= working width [m]

T = aftakstoerental [omw./min.] = PTO output [r.p.m.]

H = vooroverstelling = forward inclination

V = rijsnelheid [km/u] = forward speed [km/h]

S = positie schaalverdeling = position calibration scale



**KAS 27% N - Kemira
Calciumammoniumnitrate**

KAS 27% N						Kemira						CALCIUMAMMONIUMNITRATE								
R = 12 m						R = 15 m						R = 15 m								
T = 540						T = 470						T = 540								
H = 0°						H = 0°						H = 0°								
S	V	6	8	10	12	14	S	V	6	8	10	12	14	S	V	6	8	10	12	14
2A		-	-	-	-	-	2A		-	-	-	-	-	2A		-	-	-	-	-
B		60	45	-	-	-	B		-	-	-	-	-	B		-	-	-	-	-
C		105	80	60	-	-	C		80	60	50	-	-	C		85	65	55	-	-
3A		150	110	90	75	60	3A		120	90	70	60	50	3A		130	95	75	65	55
B		215	160	130	105	90	B		160	120	95	80	70	B		175	130	105	85	75
C		280	205	170	140	120	C		205	155	120	100	85	C		220	165	130	110	90
4A		345	255	205	170	145	4A		250	185	150	125	105	4A		270	200	160	135	115
B		420	315	250	210	180	B		310	230	185	155	130	B		330	245	200	165	140
C		500	375	295	250	215	C		370	275	220	185	155	C		390	290	235	195	165
5A		570	425	340	285	245	5A		430	320	255	215	185	5A		450	335	270	225	195
B		650	490	390	325	280	B		500	375	300	250	215	B		520	390	310	260	225
C		740	550	440	370	315	C		575	430	345	285	245	C		590	445	355	295	250
6A		820	620	495	410	355	6A		645	485	385	320	275	6A		665	500	395	330	285
B		920	690	550	460	395	B		720	540	430	360	305	B		740	555	445	370	315
C		1015	755	610	505	435	C		790	590	475	395	335	C		805	600	485	405	340
7A		1110	835	665	555	475	7A		860	645	515	430	370	7A		875	660	525	440	375
B		1220	915	730	610	520	B		950	710	570	475	405	B		970	725	580	485	415
C		1320	990	790	660	565	C		1040	780	620	520	445	C		1060	795	630	530	455
8A		1435	1070	855	715	610	8A		1125	845	675	560	480	8A		1150	860	690	570	490
B		1515	1135	910	760	645	B		1205	905	720	600	515	B		1215	915	725	605	520
C		1610	1205	965	805	685	C		1285	965	770	640	550	C		1300	975	780	645	555
9A		1705	1285	1025	855	730	9A		1365	1025	820	680	585	9A		1380	1035	830	685	590
B		1840	1380	1100	920	790	B		1460	1090	875	730	625	B		1475	1100	885	735	630
C		1965	1475	1175	980	840	C		1560	1170	935	780	665	C		1575	1180	945	790	670
10A		2095	1570	1255	1045	895	10A		1655	1240	990	825	705	10A		1670	1250	1000	835	710

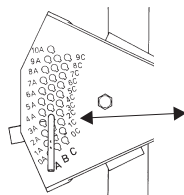
STROOIHOEVEELHEIDSTABEL OUTPUT CHART

FERTILINER® SE

Typenummer / Type number:

2.3226.001□.1

2.3226.002□.1



Hoeveelheden in kg/ha

Quantities in kg/ha

R = rijbreedte [m]

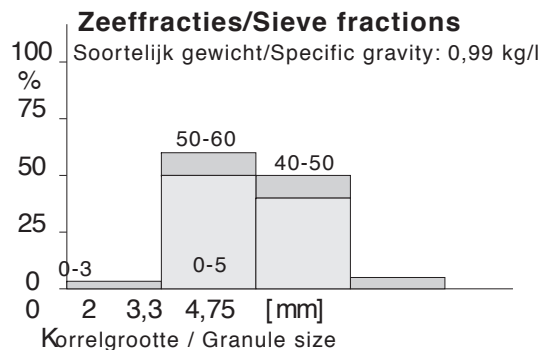
= working width [m]

T = aftakstoerental [omw./min.] = PTO output [r.p.m.]

H = vooroverstelling = forward inclination

V = rijsnelheid [km/u] = forward speed [km/h]

S = positie schaalverdeling = position calibration scale



**KAS 27% N - Kemira
Calciumammoniumnitrate**

KAS 27% N						Kemira						CALCIUMAMMONIUMNITRATE								
R = 18 m																				
T = 540						H = 0°														
S	V	6	8	10	12	14	S	V	6	8	10	12	14	S	V	6	8	10	12	14
2A		-	-	-	-	-	2A							2A						
B		-	-	-	-	-	B							B						
C		70	55	-	-	-	C							C						
3A		105	75	60	50	-	3A							3A						
B		145	105	85	70	60	B							B						
C		185	140	110	90	80	C							C						
4A		225	170	135	110	95	4A							4A						
B		280	210	165	140	120	B							B						
C		330	245	195	165	140	C							C						
5A		385	285	230	190	165	5A							5A						
B		445	335	265	220	190	B							B						
C		505	380	305	250	215	C							C						
6A		570	425	340	285	245	6A							6A						
B		635	475	380	315	270	B							B						
C		700	525	420	350	300	C							C						
7A		760	570	455	380	325	7A							7A						
B		830	620	495	415	355	B							B						
C		895	670	535	445	380	C							C						
8A		960	720	575	480	410	8A							8A						
B		1020	765	610	510	435	B							B						
C		1085	815	650	540	465	C							C						
9A		1145	860	685	570	490	9A							9A						
B		1225	920	735	610	525	B							B						
C		1300	975	780	650	555	C							C						
10A		1380	1035	830	690	590	10A							10A						



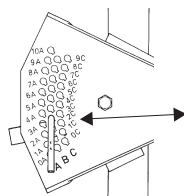
STROOIHOEVEELHEIDSTABEL OUTPUT CHART

FERTILINER® SE

Typenummer / Type number:

2.3226.001[□].1

2.3226.002[□].1



Hoeveelheden in kg/ha

Quantities in kg/ha

R = rijbreedte [m]

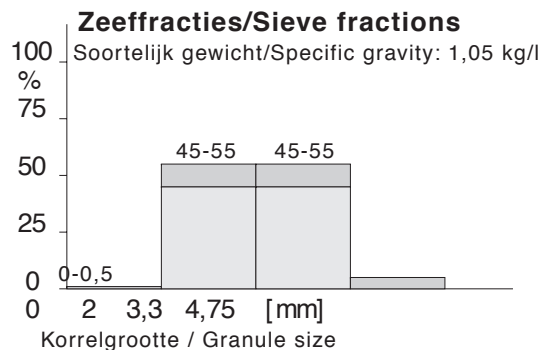
= working width [m]

T = aftakstoerental [omw./min.] = PTO output [r.p.m.]

H = vooroverstelling = forward inclination

V = rijsnelheid [km/u] = forward speed [km/h]

S = positie schaalverdeling = position calibration scale



**KAS 27% N - Hydro Agri
Calciumammoniumnitrate**

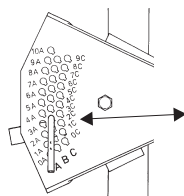
KAS 27% N						Hydro Agri						CALCIUMAMMONIUMNITRATE								
R = 10 m						R = 10 m						R = 12 m								
T = 330						T = 540						T = 370								
H = 0°						H = 0°						H = 0°								
S	V	6	8	10	12	14	S	V	6	8	10	12	14	S	V	6	8	10	12	14
2A		-	-	-	-	-	2A		-	-	-	-	-	2A		-	-	-	-	-
B		60	-	-	-	-	B		70	-	-	-	-	B		50	-	-	-	-
C		105	75	60	50	-	C		120	85	70	55	-	C		85	65	50	-	-
3A		150	110	90	75	60	3A		170	125	100	85	70	3A		125	90	75	60	50
B		200	150	120	100	85	B		225	170	135	115	95	B		170	125	100	85	70
C		255	190	150	125	110	C		290	215	170	140	125	C		215	160	130	105	90
4A		310	230	185	155	130	4A		350	260	210	175	145	4A		260	195	155	130	110
B		385	290	230	190	165	B		430	325	260	215	185	B		325	245	195	160	140
C		460	345	275	230	195	C		515	385	310	260	220	C		390	290	235	195	165
5A		540	405	320	270	230	5A		600	450	355	300	255	5A		455	340	270	225	195
B		630	475	380	315	270	B		685	520	415	345	295	B		530	400	320	265	225
C		725	545	435	360	310	C		775	585	465	385	330	C		610	455	365	305	260
6A		820	615	490	410	350	6A		860	645	515	430	370	6A		685	515	410	340	290
B		920	690	550	460	395	B		955	720	570	480	410	B		770	575	460	385	330
C		1025	765	615	510	435	C		1055	790	635	525	450	C		850	640	510	425	365
7A		1125	845	675	560	480	7A		1160	870	695	575	495	7A		935	700	560	465	400
B		1250	935	750	625	535	B		1275	955	765	640	545	B		1040	780	625	520	445
C		1370	1025	820	685	585	C		1395	1045	835	700	595	C		1145	855	685	570	490
8A		1490	1120	895	745	640	8A		1520	1140	915	760	655	8A		1250	935	750	625	535
B		1590	1195	955	795	680	B		1605	1205	965	805	685	B		1330	995	795	665	570
C		1690	1270	1015	845	725	C		1705	1285	1025	855	730	C		1410	1055	845	705	605
9A		1790	1345	1075	895	765	9A		1810	1360	1085	905	775	9A		1490	1120	895	745	640
B		1930	1445	1155	965	825	B		1950	1460	1165	975	835	B		1605	1205	965	800	685
C		2070	1550	1240	1035	885	C		2090	1565	1250	1045	895	C		1720	1290	1030	860	735
10A		2205	1655	1320	1100	945	10A		2225	1670	1335	1110	955	10A		1835	1375	1100	915	785

STROOIHOEVEELHEIDSTABEL OUTPUT CHART

FERTILINER® SE

Typenummer / Type number:

 2.3226.001[□].1

 2.3226.002[□].1


Hoeveelheden in kg/ha

Quantities in kg/ha

R = rijbreedte [m]

= working width [m]

T = aftakstoerental [omw./min.] = PTO output [r.p.m.]

H = vooroverstelling

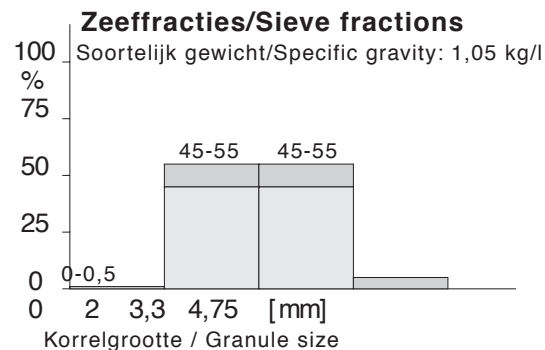
= forward inclination

V = rijsnelheid [km/u]

= forward speed [km/h]

S = positie schaalverdeling

= position calibration scale



**KAS 27% N - Hydro Agri
Calciumammoniumnitrate**

KAS 27% N						Hydro Agri						CALCIUMAMMONIUMNITRATE								
R = 12 m						R = 15 m						R = 15 m								
T = 540						T = 470						T = 540								
H = 0°						H = 0°						H = 0°								
S	V	6	8	10	12	14	S	V	6	8	10	12	14	S	V	6	8	10	12	14
2A							2A		-	-	-	-	-	2A						
B		55	-	-	-	-	B		-	-	-	-	-	B						
C		95	75	55	-	-	C		85	65	-	-	-	C		90	65	-	-	-
3A		140	100	85	65	55	3A		120	90	70	60	-	3A		125	95	75	60	-
B		190	140	110	95	80	B		160	120	95	80	70	B		170	125	100	85	75
C		240	180	145	120	100	C		205	150	120	105	85	C		215	155	125	105	90
4A		295	220	175	145	125	4A		245	185	145	120	105	4A		255	190	155	125	105
B		360	270	215	180	155	B		300	225	175	150	130	B		310	235	185	155	135
C		430	320	260	215	180	C		355	265	210	175	150	C		370	275	220	180	155
5A		490	365	290	245	210	5A		410	305	240	205	175	5A		420	315	250	210	180
B		560	425	340	280	240	B		475	355	280	235	205	B		480	360	285	240	205
C		640	480	385	320	275	C		535	400	320	270	225	C		545	410	325	275	230
6A		710	535	425	355	300	6A		605	455	360	300	260	6A		610	460	365	300	260
B		800	600	480	400	345	B		670	505	400	335	290	B		675	510	405	340	290
C		875	660	525	440	375	C		735	550	440	365	310	C		740	555	445	370	315
7A		965	720	575	480	410	7A		800	595	480	400	340	7A		810	605	485	400	345
B		1070	805	645	535	460	B		875	660	525	440	375	B		885	665	530	445	380
C		1170	870	700	580	500	C		960	720	575	480	410	C		960	720	575	480	410
8A		1275	955	765	640	545	8A		1040	780	620	520	445	8A		1040	780	620	520	445
B		1345	1005	805	670	575	B		1090	820	650	545	465	B		1090	820	650	545	465
C		1425	1065	855	710	610	C		1150	865	690	575	495	C		1150	865	690	575	495
9A		1505	1130	905	750	645	9A		1215	910	725	605	520	9A		1215	910	725	605	520
B		1620	1215	975	810	690	B		1305	980	785	650	555	B		1305	980	785	650	555
C		1735	1305	1040	870	740	C		1395	1045	835	695	595	C		1395	1045	835	695	595
10A		1855	1390	1110	925	795	10A		1485	1110	890	740	635	10A		1485	1110	890	740	635



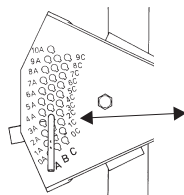
STROOIHOEVEELHEIDSTABEL OUTPUT CHART

FERTILINER® SE

Typenummer / Type number:

2.3226.001□.1

2.3226.002□.1



Hoeveelheden in kg/ha

Quantities in kg/ha

R = rijbreedte [m]

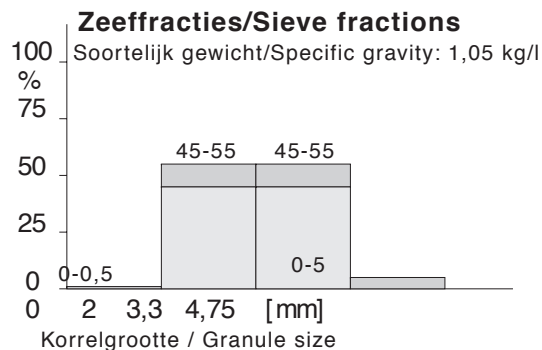
= working width [m]

T = aftakstoerental [omw./min.] = PTO output [r.p.m.]

H = vooroverstelling = forward inclination

V = rijsnelheid [km/u] = forward speed [km/h]

S = positie schaalverdeling = position calibration scale



**KAS 27% N - Hydro Agri
Calciumammoniumnitrate**

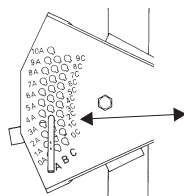
KAS 27% N						Hydro Agri						CALCIUMAMMONIUMNITRATE									
R = 18 m																					
T = 540						H = 0°															
S	V	6	8	10	12	14	S	V	6	8	10	12	14	S	V	6	8	10	12	14	
2A		-	-	-	-	-	2A							2A							
B		-	-	-	-	-	B							B							
C		65	-	-	-	-	C							C							
3A		90	70	55	-	-	3A							3A							
B		125	90	75	60	50	B							B							
C		155	115	95	75	65	C							C							
4A		190	140	115	95	80	4A							4A							
B		235	175	140	115	100	B							B							
C		285	210	170	140	120	C							C							
5A		330	245	195	165	140	5A							5A							
B		385	290	230	190	165	B							B							
C		445	330	265	220	190	C							C							
6A		500	375	300	250	215	6A							6A							
B		555	415	330	275	235	B							B							
C		610	455	365	305	260	C							C							
7A		665	495	395	330	285	7A							7A							
B		725	545	435	360	310	B							B							
C		790	595	475	395	340	C							C							
8A		855	640	510	425	365	8A							8A							
B		910	680	545	455	390	B							B							
C		960	720	575	480	410	C							C							
9A		1015	760	605	505	435	9A							9A							
B		1085	810	650	540	465	B							B							
C		1155	865	690	575	495	C							C							
10A		1225	915	735	610	525	10A							10A							

STROOIHOEVEELHEIDSTABEL OUTPUT CHART

FERTILINER® SE

Typenummer / Type number:

 2.3226.001[□].1

 2.3226.002[□].1


Hoeveelheden in kg/ha

Quantities in kg/ha

R = rijbreedte [m]

= working width [m]

T = aftakstoerental [omw./min.] = PTO output [r.p.m.]

H = vooroverstelling

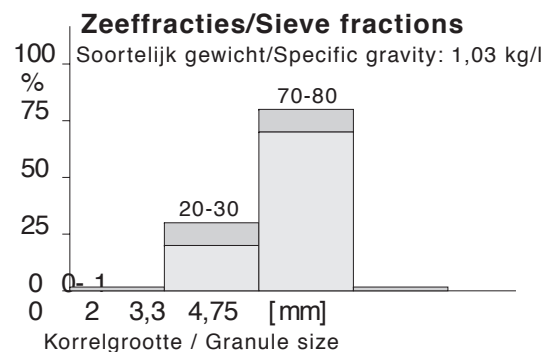
= forward inclination

V = rijsnelheid [km/u]

= forward speed [km/h]

S = positie schaalverdeling

= position calibration scale



**KAS 27% N - DSM
Calciumammoniumnitrate**

KAS 27% N						DSM						CALCIUMAMMONIUMNITRATE								
R = 10 m						R = 10						R = 12 m								
T = 330						T = 540						T = 370								
H = 0°						H = 0°						H = 0°								
S	V	6	8	10	12	14	S	V	6	8	10	12	14	S	V	6	8	10	12	14
2A		-	-	-	-	-	2A		-	-	-	-	-	2A		-	-	-	-	-
B		65	-	-	-	-	B		75	-	-	-	-	B		55	-	-	-	-
C		105	80	60	50	-	C		120	90	70	55	-	C		90	65	50	-	-
3A		150	110	90	75	60	3A		170	125	100	85	70	3A		125	90	75	60	50
B		200	150	120	100	85	B		225	170	135	115	95	B		170	125	100	85	70
C		255	190	150	125	110	C		290	215	170	140	125	C		215	160	130	105	90
4A		310	230	185	155	130	4A		350	260	210	175	145	4A		260	195	155	130	110
B		385	290	230	190	165	B		430	325	260	215	185	B		325	245	195	160	140
C		460	345	275	230	195	C		515	385	310	260	220	C		390	290	235	195	165
5A		540	405	320	270	230	5A		600	450	355	300	255	5A		455	340	270	225	195
B		630	475	380	315	270	B		685	520	415	345	295	B		530	400	320	265	225
C		725	545	435	360	310	C		775	585	465	385	330	C		610	455	365	305	260
6A		820	615	490	410	350	6A		860	645	515	430	370	6A		685	515	410	340	290
B		920	690	550	460	395	B		955	720	570	480	410	B		770	575	460	385	330
C		1025	765	615	510	435	C		1055	790	635	525	450	C		850	640	510	425	365
7A		1125	845	675	560	480	7A		1160	870	695	575	495	7A		935	700	560	465	400
B		1250	935	750	625	535	B		1275	955	765	640	545	B		1040	780	625	520	445
C		1370	1025	820	685	585	C		1395	1045	835	700	595	C		1145	855	685	570	490
8A		1490	1120	895	745	640	8A		1520	1140	915	760	655	8A		1250	935	750	625	535
B		1590	1195	955	795	680	B		1605	1205	965	805	685	B		1330	995	795	665	570
C		1690	1270	1015	845	725	C		1705	1285	1025	855	730	C		1410	1055	845	705	605
9A		1790	1345	1075	895	765	9A		1810	1360	1085	905	775	9A		1490	1120	895	745	640
B		1930	1445	1155	965	825	B		1950	1460	1165	975	835	B		1605	1205	965	800	685
C		2070	1550	1240	1035	885	C		2090	1565	1250	1045	895	C		1720	1290	1030	860	735
10A		2205	1655	1320	1100	945	10A		2225	1670	1335	1110	955	10A		1835	1375	1100	915	785



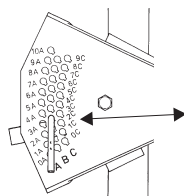
STROOIHOEVEELHEIDSTABEL OUTPUT CHART

FERTILINER® SE

Typenummer / Type number:

2.3226.001[□].1

2.3226.002[□].1



Hoeveelheden in kg/ha

Quantities in kg/ha

R = rijbreedte [m]

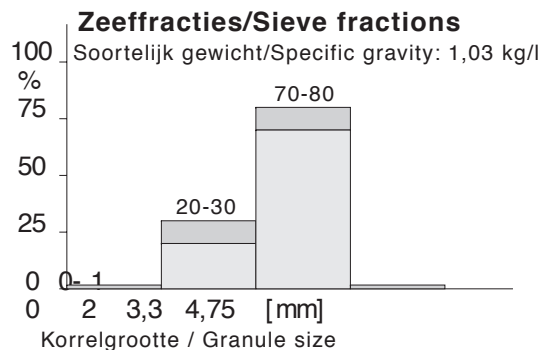
= working width [m]

T = aftakstoerental [omw./min.] = PTO output [r.p.m.]

H = vooroverstelling = forward inclination

V = rijsnelheid [km/u] = forward speed [km/h]

S = positie schaalverdeling = position calibration scale



**KAS 27% N - DSM
Calciumammoniumnitrate**

KAS 27% N						DSM						CALCIUMAMMONIUMNITRATE								
R = 12 m						R = 15 m						R = 15 m								
T = 540						T = 470						T = 540								
H = 0°						H = 0°						H = 0°								
S	V	6	8	10	12	14	S	V	6	8	10	12	14	S	V	6	8	10	12	14
2A		-	-	-	-	-	2A		-	-	-	-	-	2A		-	-	-	-	-
B		60	-	-	-	-	B		50	-	-	-	-	B		55	-	-	-	-
C		100	75	55	-	-	C		80	60	-	-	-	C		85	65	-	-	-
3A		140	100	85	65	55	3A		110	85	65	55	-	3A		120	90	70	60	
B		190	140	110	95	80	B		150	110	90	75	65	B		160	120	95	80	70
C		240	180	145	120	100	C		190	140	110	95	80	C		205	150	120	105	85
4A		295	220	175	145	125	4A		225	170	135	110	95	4A		245	185	145	120	105
B		360	270	215	180	155	B		280	210	165	140	120	B		300	225	175	150	130
C		430	320	260	215	180	C		335	250	200	165	140	C		355	265	210	175	150
5A		490	365	290	245	210	5A		390	290	230	195	165	5A		410	305	240	205	175
B		560	425	340	280	240	B		455	340	270	225	195	B		475	355	280	235	205
C		640	480	385	320	275	C		520	390	310	260	220	C		535	400	320	270	225
6A		710	535	425	355	300	6A		585	440	350	290	250	6A		605	455	360	300	260
B		800	600	480	400	345	B		650	490	390	325	280	B		670	505	400	335	290
C		875	660	525	440	375	C		720	540	430	360	305	C		735	550	440	365	310
7A		965	720	575	480	410	7A		785	585	470	390	335	7A		800	595	480	400	340
B		1070	805	645	535	460	B		860	645	515	430	370	B		875	660	525	440	375
C		1170	870	700	580	500	C		940	705	565	470	400	C		960	720	575	480	410
8A		1275	955	765	640	545	8A		1020	765	610	510	435	8A		1040	780	620	520	445
B		1345	1005	805	670	575	B		1080	810	645	540	460	B		1090	820	650	545	465
C		1425	1065	855	710	610	C		1140	855	685	570	490	C		1150	865	690	575	495
9A		1505	1130	905	750	645	9A		1205	900	720	600	515	9A		1215	910	725	605	520
B		1620	1215	975	810	690	B		1290	970	775	645	550	B		1305	980	785	650	555
C		1735	1305	1040	870	740	C		1380	1035	825	690	590	C		1395	1045	835	695	595
10A		1855	1390	1110	925	795	10A		1470	1100	880	735	630	10A		1485	1110	890	740	635

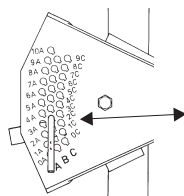
STROOIHOEVEELHEIDSTABEL OUTPUT CHART

FERTILINER® SE

Typenummer / Type number:

2.3226.001□.1

2.3226.002□.1



Hoeveelheden in kg/ha

Quantities in kg/ha

R = rijbreedte [m]

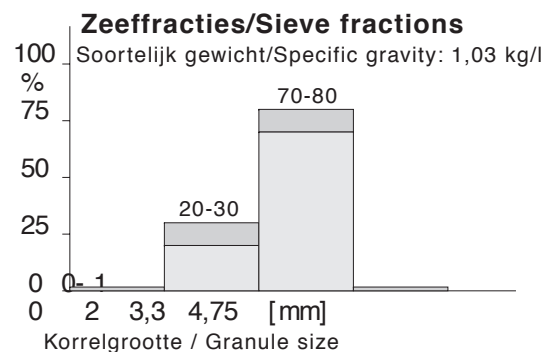
= working width [m]

T = aftakstoerental [omw./min.] = PTO output [r.p.m.]

H = vooroverstelling = forward inclination

V = rijsnelheid [km/u] = forward speed [km/h]

S = positie schaalverdeling = position calibration scale



**KAS 27% N - DSM
Calciumammoniumnitrate**

KAS 27% N						DSM					CALCIUMAMMONIUMNITRATE									
R = 18 m																				
T = 540						H = 0°														
S	V	6	8	10	12	14	S	V	6	8	10	12	14	S	V	6	8	10	12	14
2A		-	-	-	-	-	2A							2A						
B		-	-	-	-	-	B							B						
C		65	50	-	-	-	C							C						
3A		90	70	55	-	-	3A							3A						
B		125	90	75	60	50	B							B						
C		155	115	95	75	65	C							C						
4A		190	140	115	95	80	4A							4A						
B		235	175	140	115	100	B							B						
C		285	210	170	140	120	C							C						
5A		330	245	195	165	140	5A							5A						
B		385	290	230	190	165	B							B						
C		445	330	265	220	190	C							C						
6A		500	375	300	250	215	6A							6A						
B		555	415	330	275	235	B							B						
C		610	455	365	305	260	C							C						
7A		665	495	395	330	285	7A							7A						
B		725	545	435	360	310	B							B						
C		790	595	475	395	340	C							C						
8A		855	640	510	425	365	8A							8A						
B		910	680	545	455	390	B							B						
C		960	720	575	480	410	C							C						
9A		1015	760	605	505	435	9A							9A						
B		1085	810	650	540	465	B							B						
C		1155	865	690	575	495	C							C						
10A		1225	915	735	610	525	10A							10A						



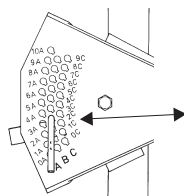
STROOIHOEVEELHEIDSTABEL OUTPUT CHART

FERTILINER® SE

Typenummer / Type number:

2.3226.001[□].1

2.3226.002[□].1



Hoeveelheden in kg/ha

Quantities in kg/ha

R = rijbreedte [m]

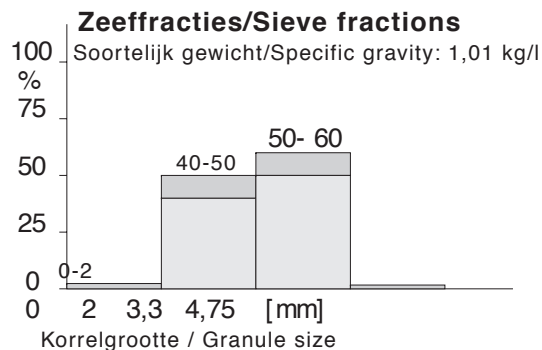
= working width [m]

T = aftakstoerental [omw./min.] = PTO output [r.p.m.]

H = vooroverstelling = forward inclination

V = rijsnelheid [km/u] = forward speed [km/h]

S = positie schaalverdeling = position calibration scale



NPK 26-14-0 - DSM
Compound 26-14-0 - DSM

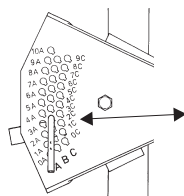
NPK 26-14-0						DSM						COMPOUND 26-14-0								
R = 10 m						R = 10 m						R = 12 m								
T = 330						T = 540						T = 370								
H = 0°						H = 0°						H = 0°								
S	V	6	8	10	12	14	S	V	6	8	10	12	14	S	V	6	8	10	12	14
2A		40	-	-	-	-	2A		45	-	-	-	-	2A		-	-	-	-	-
B		75	55	-	-	-	B		85	65	-	-	-	B		65	50	-	-	-
C		120	90	70	60	50	C		135	105	80	70	55	C		100	75	60	50	-
3A		160	120	95	80	65	3A		180	135	105	90	75	3A		135	100	80	65	55
B		205	155	120	100	85	B		230	175	135	115	95	B		175	130	105	85	75
C		250	190	150	125	105	C		285	215	170	140	120	C		215	160	130	105	90
4A		300	225	180	150	125	4A		340	255	205	170	140	4A		255	190	150	125	105
B		380	285	225	190	160	B		425	320	250	215	180	B		320	240	190	160	135
C		460	345	275	230	195	C		515	385	310	260	220	C		385	290	230	190	165
5A		540	405	320	270	230	5A		600	450	355	300	255	5A		455	340	270	225	195
B		635	475	380	315	270	B		690	520	415	345	295	B		535	400	320	265	230
C		730	545	435	365	310	C		780	585	465	390	330	C		615	460	370	305	265
6A		825	620	495	410	350	6A		865	650	520	430	370	6A		700	525	420	350	300
B		940	705	565	470	400	B		980	735	590	490	415	B		795	595	475	395	340
C		1055	790	630	525	450	C		1085	815	650	540	465	C		895	670	535	445	380
7A		1170	875	700	585	500	7A		1205	900	720	605	515	7A		990	745	595	495	425
B		1310	980	785	655	560	B		1335	1000	800	670	570	B		1105	830	665	550	475
C		1450	1085	870	725	620	C		1480	1105	885	740	630	C		1220	915	730	610	520
8A		1590	1190	950	795	680	8A		1620	1215	970	810	695	8A		1335	1000	800	665	570
B		1690	1270	1015	845	725	B		1705	1285	1025	855	730	B		1425	1065	855	710	610
C		1795	1345	1075	895	770	C		1815	1360	1085	905	780	C		1510	1130	905	755	645
9A		1900	1425	1140	950	815	9A		1920	1440	1150	960	825	9A		1600	1200	960	800	685
B		2045	1535	1225	1020	875	B		2065	1550	1235	1030	885	B		1715	1285	1030	855	735
C		2190	1645	1315	1095	940	C		2210	1660	1330	1105	950	C		1830	1375	1100	915	785
10A		2340	1755	1400	1170	1000	10A		2365	1775	1415	1180	1010	10A		1950	1460	1170	975	835

STROOIHOEVEELHEIDSTABEL OUTPUT CHART

FERTILINER® SE

Typenummer / Type number:

 2.3226.001[□].1

 2.3226.002[□].1


Hoeveelheden in kg/ha

Quantities in kg/ha

R = rijbreedte [m]

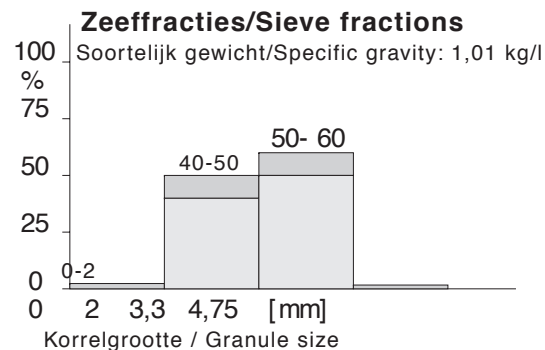
= working width [m]

T = aftakstoerental [omw./min.] = PTO output [r.p.m.]

H = vooroverstelling = forward inclination

V = rijsnelheid [km/u] = forward speed [km/h]

S = positie schaalverdeling = position calibration scale



NPK 26-14-0 - DSM
Compound 26-14-0 - DSM

NPK 26-14-0						DSM						COMPOUND 26-14-0								
R = 12 m						R = 15 m						R = 15 m								
T = 540						T = 470						T = 540								
H = 0°						H = 0°						H = 0°								
S	V	6	8	10	12	14	S	V	6	8	10	12	14	S	V	6	8	10	12	14
2A		-	-	-	-	-	2A		-	-	-	-	-	2A		-	-	-	-	-
B		75	55	-	-	-	B		60	-	-	-	-	B		65	-	-	-	-
C		110	85	65	55	-	C		90	65	50	-	-	C		95	70	55	-	-
3A		150	110	90	75	60	3A		120	90	70	60	50	3A		130	95	75	65	55
B		195	145	120	95	85	B		155	115	90	75	65	B		165	125	95	80	70
C		240	180	145	120	100	C		190	140	115	95	80	C		205	150	125	105	85
4A		290	215	170	140	120	4A		225	170	135	110	95	4A		245	185	145	120	105
B		355	265	210	180	150	B		280	210	170	140	120	B		300	225	180	150	130
C		425	320	255	210	180	C		340	255	200	170	145	C		360	270	210	180	155
5A		490	365	290	245	210	5A		395	295	235	195	165	5A		415	310	245	205	175
B		565	425	340	280	245	B		460	345	275	230	195	B		480	360	285	240	205
C		645	485	390	320	280	C		520	390	310	260	220	C		535	400	320	270	225
6A		730	545	435	365	310	6A		585	440	350	290	250	6A		605	455	360	300	260
B		825	620	495	410	355	B		660	495	395	330	280	B		680	510	405	340	290
C		920	690	550	460	390	C		735	550	440	365	315	C		750	560	450	370	320
7A		1020	765	615	510	440	7A		810	605	485	405	345	7A		825	615	495	415	350
B		1140	855	685	565	490	B		900	675	540	450	385	B		920	690	550	460	395
C		1245	935	745	620	530	C		995	745	595	495	425	C		1015	760	605	505	435
8A		1360	1020	815	680	580	8A		1090	815	655	545	465	8A		1110	830	670	555	475
B		1440	1075	865	715	615	B		1160	870	695	580	495	B		1170	880	700	585	500
C		1525	1140	915	765	650	C		1235	925	740	615	525	C		1245	935	745	620	530
9A		1615	1210	970	810	690	9A		1305	980	780	650	560	9A		1320	990	790	655	565
B		1730	1300	1040	865	740	B		1400	1050	840	700	600	B		1415	1060	850	705	605
C		1850	1390	1110	925	795	C		1495	1120	895	745	640	C		1510	1130	905	750	645
10A		1970	1475	1180	985	845	10A		1590	1190	950	795	680	10A		1605	1200	960	805	685



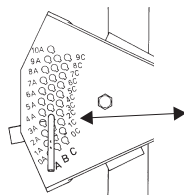
STROOIHOEVEELHEIDSTABEL OUTPUT CHART

FERTILINER® SE

Typenummer / Type number:

2.3226.001□.1

2.3226.002□.1



Hoeveelheden in kg/ha

Quantities in kg/ha

R = rijbreedte [m]

= working width [m]

T = aftakstoerental [omw./min.] = PTO output [r.p.m.]

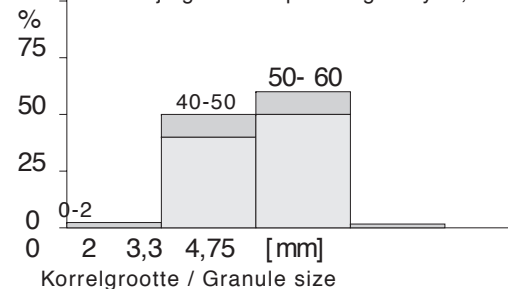
H = vooroverstelling = forward inclination

V = rijsnelheid [km/u] = forward speed [km/h]

S = positie schaalverdeling = position calibration scale

Zeeffracties/Sieve fractions

Soortelijk gewicht/Specific gravity: 1,01 kg/l



NPK 26-14-0 - DSM
Compound 26-14-0 - DSM

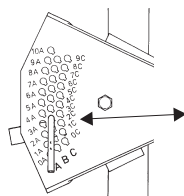
NPK 26-14-0						DSM					COMPOUND 26-14-0									
R = 18 m																				
T = 540						H = 0°														
S	V	6	8	10	12	14	S	V	6	8	10	12	14	S	V	6	8	10	12	14
2A		-	-	-	-	-	2A							2A						
B		50	-	-	-	-	B							B						
C		75	55	-	-	-	C							C						
3A		105	75	60	50	-	3A							3A						
B		135	100	80	65	55	B							B						
C		165	125	100	80	70	C							C						
4A		195	145	115	95	85	4A							4A						
B		245	185	145	120	105	B							B						
C		295	220	175	145	125	C							C						
5A		340	255	205	170	145	5A							5A						
B		395	295	235	195	170	B							B						
C		450	335	270	225	190	C							C						
6A		505	380	300	250	215	6A							6A						
B		570	425	340	285	245	B							B						
C		635	475	380	315	270	C							C						
7A		700	525	420	350	300	7A							7A						
B		775	580	465	385	330	B							B						
C		850	635	510	425	365	C							C						
8A		925	695	555	460	395	8A							8A						
B		980	735	585	490	420	B							B						
C		1035	775	620	515	440	C							C						
9A		1090	815	650	545	465	9A							9A						
B		1165	875	700	580	500	B							B						
C		1245	930	745	620	530	C							C						
10A		1320	990	790	660	565	10A							10A						

STROOIHOEVEELHEIDSTABEL OUTPUT CHART

FERTILINER® SE

Typenummer / Type number:

 2.3226.001[□].1

 2.3226.002[□].1


Hoeveelheden in kg/ha

Quantities in kg/ha

R = rijbreedte [m]


= working width [m]

T = aftakstoerental [omw./min.] = PTO output [r.p.m.]

H = vooroverstelling = forward inclination

V = rijsnelheid [km/u] = forward speed [km/h]

S = positie schaalverdeling = position calibration scale



NPK 23-23-0 - DSM
Compound 23-23-0 - DSM

NPK 23-23-0						DSM						COMPOUND 23-23-0								
R = 10 m						R = 10 m						R = 12 m								
T = 330						T = 540						T = 370								
H = 0°						H = 0°						H = 0°								
S	V	6	8	10	12	14	S	V	6	8	10	12	14	S	V	6	8	10	12	14
2A		-	-	-	-	-	2A		-	-	-	-	-	2A		-	-	-	-	-
B		65	50	-	-	-	B		75	60	-	-	-	B		55	-	-	-	-
C		100	75	60	50	-	C		115	85	70	55	-	C		85	60	50	-	-
3A		130	95	75	65	55	3A		145	105	85	75	60	3A		110	80	65	55	-
B		170	130	100	85	70	B		190	145	115	95	80	B		145	110	85	70	60
C		215	160	125	105	90	C		245	180	140	120	100	C		180	135	110	90	75
4A		255	190	150	125	110	4A		290	215	170	140	125	4A		215	160	130	105	90
B		320	240	190	160	130	B		360	270	215	180	145	B		270	200	160	135	115
C		380	285	225	190	160	C		425	320	250	215	180	C		320	240	190	160	135
5A		440	330	265	220	190	5A		490	365	295	245	210	5A		375	280	225	185	160
B		515	385	310	255	220	B		560	420	340	280	240	B		435	325	260	215	185
C		590	440	355	295	250	C		630	470	380	315	270	C		500	375	300	250	210
6A		665	495	395	330	285	6A		700	520	415	345	300	6A		560	420	335	280	240
B		745	555	445	370	315	B		775	575	465	385	330	B		625	470	375	310	265
C		825	615	495	410	350	C		850	635	510	420	360	C		695	520	415	345	295
7A		905	675	540	450	385	7A		930	695	555	465	395	7A		760	570	455	380	325
B		1005	755	600	500	430	B		1025	770	610	510	440	B		845	630	505	420	360
C		1110	830	665	555	475	C		1130	845	680	565	485	C		925	695	555	460	395
8A		1210	905	725	605	515	8A		1235	925	740	615	525	8A		1010	755	605	505	430
B		1295	970	775	645	555	B		1310	980	785	650	560	B		1080	810	645	540	460
C		1380	1035	825	690	590	C		1395	1045	835	695	595	C		1150	860	690	575	490
9A		1460	1095	875	730	625	9A		1475	1105	885	735	630	9A		1215	910	730	605	520
B		1575	1180	945	785	675	B		1590	1190	955	795	680	B		1310	985	785	655	560
C		1690	1265	1015	845	725	C		1705	1280	1025	855	730	C		1410	1055	845	705	600
10A		1805	1350	1080	900	770	10A		1825	1365	1090	910	780	10A		1505	1125	900	750	645



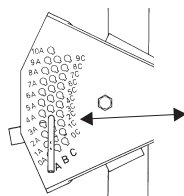
STROOIHOEVEELHEIDSTABEL OUTPUT CHART

FERTILINER® SE

Typenummer / Type number:

2.3226.001[□].1

2.3226.002[□].1



Hoeveelheden in kg/ha

Quantities in kg/ha

R = rijbreedte [m]

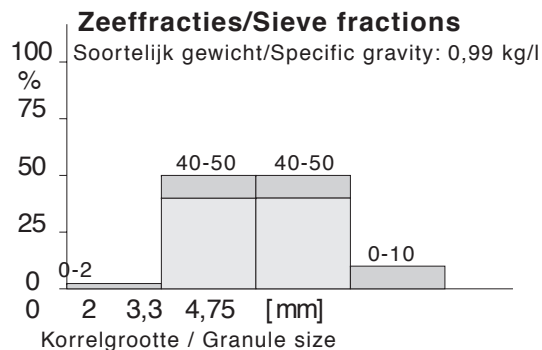
= working width [m]

T = aftakstoerental [omw./min.] = PTO output [r.p.m.]

H = vooroverstelling = forward inclination

V = rij snelheid [km/u] = forward speed [km/h]

S = positie schaalverdeling = position calibration scale



NPK 23-23-0 - DSM
Compound 23-23-0 - DSM

NPK 23-23-0						DSM						COMPOUND 23-23-0								
R = 12 m						R = 15 m						R = 15 m								
T = 540						T = 470						T = 540								
H = 0°						H = 0°						H = 0°								
S	V	6	8	10	12	14	S	V	6	8	10	12	14	S	V	6	8	10	12	14
2A		-	-	-	-	-	2A		-	-	-	-	-	2A		-	-	-	-	-
B		60	-	-	-	-	B		-	-	-	-	-	B		-	-	-	-	-
C		95	65	55	-	-	C		70	50	-	-	-	C		75	55	-	-	-
3A		125	90	75	60	-	3A		95	70	55	-	-	3A		105	75	60	-	-
B		160	125	95	80	65	B		125	90	75	60	50	B		135	95	80	65	55
C		200	150	125	100	85	C		155	115	90	75	65	C		165	125	95	80	70
4A		245	180	145	120	100	4A		185	135	110	90	75	4A		200	145	120	95	80
B		300	220	180	150	130	B		230	170	135	115	95	B		245	180	145	125	100
C		350	265	210	175	150	C		270	205	160	135	115	C		285	215	170	145	120
5A		405	300	245	200	175	5A		315	235	190	155	135	5A		330	245	200	165	140
B		460	345	275	230	195	B		370	275	220	185	155	B		385	285	230	190	160
C		525	395	315	265	220	C		425	315	255	210	180	C		440	325	265	215	185
6A		580	435	350	290	250	6A		480	360	285	240	205	6A		495	370	295	245	210
B		650	490	390	320	275	B		530	395	315	265	225	B		545	405	325	275	230
C		715	535	425	355	305	C		580	435	350	290	250	C		590	445	355	295	255
7A		785	585	470	390	335	7A		635	475	380	315	270	7A		650	485	390	320	275
B		870	650	520	435	370	B		700	525	420	350	300	B		715	535	430	355	305
C		945	710	565	470	405	C		765	575	460	380	325	C		780	585	470	390	330
8A		1030	770	615	515	440	8A		830	625	500	415	355	8A		845	640	510	425	360
B		1090	820	650	545	465	B		885	665	530	440	380	B		895	670	535	445	385
C		1160	870	695	580	495	C		940	705	565	470	400	C		950	710	570	475	405
9A		1225	920	735	610	525	9A		995	745	595	495	425	9A		1005	750	600	500	430
B		1325	995	795	660	565	B		1065	800	640	530	455	B		1075	810	645	535	460
C		1425	1065	855	710	605	C		1140	855	680	570	485	C		1150	865	685	575	490
10A		1520	1135	910	760	650	10A		1210	905	725	605	515	10A		1220	915	730	610	520

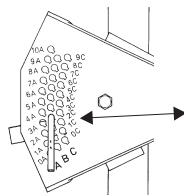
STROOIHOEVEELHEIDSTABEL OUTPUT CHART

FERTILINER® SE

Typenummer / Type number:

2.3226.001□.1

2.3226.002□.1



Hoeveelheden in kg/ha

Quantities in kg/ha

R = rijbreedte [m]

= working width [m]

T = aftakstoerental [omw./min.] = PTO output [r.p.m.]

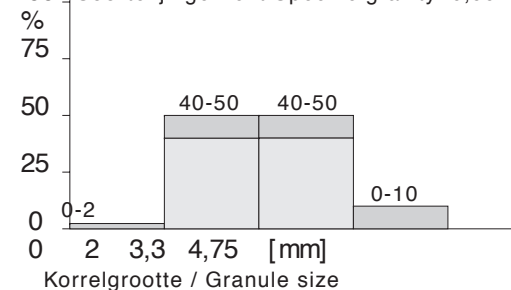
H = vooroverstelling = forward inclination

V = rijsnelheid [km/u] = forward speed [km/h]

S = positie schaalverdeling = position calibration scale

Zeeffracties/Sieve fractions

Soortelijk gewicht/Specific gravity: 0,99 kg/l



NPK 23-23-0 - DSM
Compound 23-23-0 - DSM

NPK 23-23-0						DSM					COMPOUND 23-23-0									
R = 18 m																				
T = 540 H = 0°																				
S	V	6	8	10	12	14	S	V	6	8	10	12	14	S	V	6	8	10	12	14
2A		-	-	-	-	-	2A							2A						
B		-	-	-	-	-	B							B						
C		65	-	-	-	-	C							C						
3A		85	65	50	-	-	3A							3A						
B		110	80	65	55	-	B							B						
C		135	100	80	65	55	C							C						
4A		160	120	95	80	70	4A							4A						
B		200	150	120	100	85	B							B						
C		240	180	140	120	100	C							C						
5A		280	210	165	140	120	5A							5A						
B		325	245	195	160	140	B							B						
C		375	280	225	185	160	C							C						
6A		425	315	255	210	180	6A							6A						
B		470	350	280	235	200	B							B						
C		515	385	310	255	220	C							C						
7A		565	420	335	280	240	7A							7A						
B		620	465	370	310	265	B							B						
C		670	505	400	335	285	C							C						
8A		725	545	435	360	310	8A							8A						
B		770	580	460	385	330	B							B						
C		815	610	490	405	350	C							C						
9A		860	645	515	430	370	9A							9A						
B		920	690	550	460	395	B							B						
C		980	735	590	490	420	C							C						
10A		1040	780	625	520	445	10A							10A						



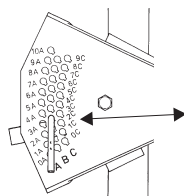
STROOIHOEVEELHEIDSTABEL OUTPUT CHART

FERTILINER® SE

Typenummer / Type number:

2.3226.001^a.1

2.3226.002^a.1



Hoeveelheden in kg/ha

Quantities in kg/ha

R = rijbreedte [m]

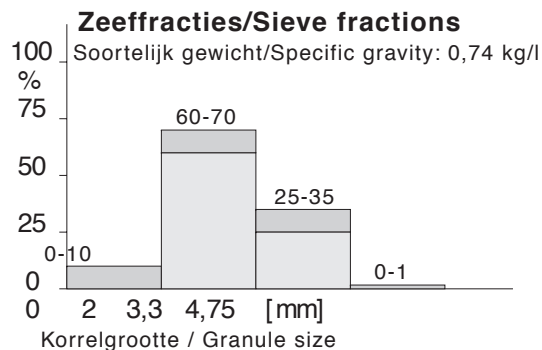
= working width [m]

T = aftakstoerental [omw./min.] = PTO output [r.p.m.]

H = vooroverstelling = forward inclination

V = rijsnelheid [km/u] = forward speed [km/h]

S = positie schaalverdeling = position calibration scale



UREA 46%N

- Hydro Agri

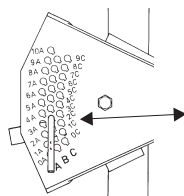
UREA 46% N						Hydro Agri						UREA 46% N								
R = 10 m						R = 10 m						R = 12 m								
T = 330						T = 540						T = 370								
H = 0°						H = 0°						H = 0°								
S	V	6	8	10	12	14	S	V	6	8	10	12	14	S	V	6	8	10	12	14
2A		-	-	-	-	-	2A		-	-	-	-	-	2A		-	-	-	-	-
B		55	-	-	-	-	B		65	-	-	-	-	B		50	-	-	-	-
C		90	65	55	-	-	C		105	75	65	-	-	C		75	55	-	-	-
3A		125	90	75	60	50	3A		140	100	85	70	55	3A		105	75	60	50	-
B		165	120	95	80	70	B		185	135	105	90	80	B		135	100	80	65	55
C		205	150	120	100	85	C		230	170	135	115	95	C		170	125	100	85	70
4A		245	180	145	120	105	4A		275	205	165	135	120	4A		205	150	120	100	85
B		305	230	180	150	130	B		340	260	200	170	145	B		255	190	155	125	110
C		370	275	220	185	155	C		415	310	245	205	175	C		310	230	185	155	130
5A		430	320	255	215	185	5A		475	355	285	240	205	5A		360	270	215	180	155
B		505	375	300	250	215	B		550	410	325	275	235	B		425	315	255	210	180
C		580	435	345	290	245	C		620	465	370	310	260	C		485	365	290	240	205
6A		650	490	390	325	280	6A		685	515	410	340	295	6A		550	410	330	275	235
B		730	545	435	365	310	B		760	565	450	380	320	B		610	455	365	305	260
C		805	600	480	400	345	C		830	620	495	410	355	C		675	505	405	335	285
7A		880	660	525	440	375	7A		905	680	540	455	385	7A		735	550	440	365	315
B		970	730	580	485	415	B		990	745	590	495	425	B		810	605	485	405	345
C		1065	795	635	530	455	C		1085	810	650	540	465	C		885	665	530	440	380
8A		1155	865	690	575	495	8A		1180	880	705	585	505	8A		960	720	575	480	410
B		1230	925	740	615	525	B		1240	935	745	620	530	B		1025	770	615	510	440
C		1310	980	785	655	560	C		1325	990	795	660	565	C		1090	815	655	545	465
9A		1385	1035	830	690	590	9A		1400	1045	840	695	595	9A		1155	865	690	575	495
B		1485	1110	890	740	635	B		1500	1120	900	745	640	B		1235	925	740	615	530
C		1585	1185	950	790	675	C		1600	1195	960	800	680	C		1320	990	790	660	565
10A		1685	1260	1010	840	720	10A		1700	1275	1020	850	725	10A		1405	1050	840	700	600

STROOIHOEVEELHEIDSTABEL OUTPUT CHART

FERTILINER® SE

Typenummer / Type number:

 2.3226.001[□].1

 2.3226.002[□].1


Hoeveelheden in kg/ha

Quantities in kg/ha

R = rijbreedte [m]

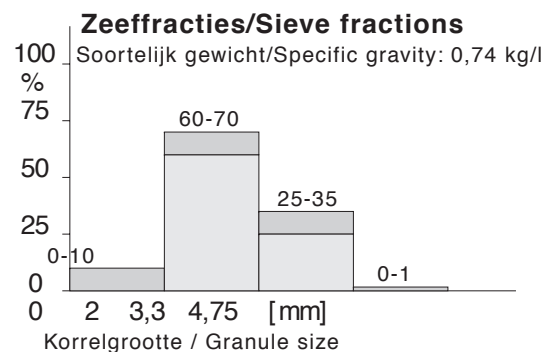
= working width [m]

T = aftakstoerental [omw./min.] = PTO output [r.p.m.]

H = vooroverstelling = forward inclination

V = rijsnelheid [km/u] = forward speed [km/h]

S = positie schaalverdeling = position calibration scale


UREA 46%N
- Hydro Agri

UREA 46% N						Hydro Agri						UREA 46% N								
R = 12 m						R = 15 m						R = 15 m								
T = 540						T = 470						T = 540								
H = 0°						H = 0°						H = 0°								
S	V	6	8	10	12	14	S	V	6	8	10	12	14	S	V	6	8	10	12	14
2A		-	-	-	-	-	2A		-	-	-	-	-	2A		-	-	-	-	-
B		55	-	-	-	-	B		-	-	-	-	-	B		-	-	-	-	-
C		85	60	-	-	-	C		65	-	-	-	-	C		70	-	-	-	-
3A		120	85	65	55	-	3A		90	65	50	-	-	3A		95	70	55	-	-
B		150	110	90	75	60	B		115	85	70	55	50	B		125	90	75	60	55
C		190	140	110	95	80	C		145	105	85	70	60	C		155	115	90	75	65
4A		230	170	135	115	95	4A		170	130	100	85	70	4A		185	140	110	90	75
B		285	210	170	140	120	B		215	160	125	105	90	B		230	170	135	110	95
C		340	255	205	170	145	C		255	190	150	125	110	C		270	200	160	135	115
5A		390	290	230	195	165	5A		300	225	180	150	125	5A		315	235	190	160	130
B		450	335	270	225	190	B		350	260	210	175	150	B		365	270	220	180	155
C		510	385	305	250	215	C		400	300	240	200	170	C		410	310	245	205	175
6A		570	425	345	285	245	6A		455	340	270	225	195	6A		470	350	280	230	200
B		635	475	380	315	270	B		500	375	300	250	215	B		515	385	310	260	220
C		695	520	415	345	295	C		545	410	325	270	230	C		555	420	330	275	235
7A		755	565	455	375	325	7A		590	445	355	295	250	7A		600	455	360	300	255
B		835	625	500	415	355	B		650	490	390	325	280	B		665	500	400	330	285
C		905	680	540	450	390	C		710	535	425	355	305	C		725	545	435	360	310
8A		980	735	585	490	420	8A		770	580	460	385	330	8A		785	590	470	395	335
B		1035	780	620	515	445	B		820	615	490	410	350	B		830	620	495	415	355
C		1100	825	660	550	470	C		870	655	520	435	370	C		880	660	525	440	375
9A		1165	875	695	580	500	9A		920	690	550	460	395	9A		930	695	555	465	400
B		1245	935	745	620	535	B		990	740	595	495	425	B		1000	745	600	500	430
C		1335	1000	800	665	570	C		1060	795	635	530	450	C		1070	805	640	535	455
10A		1420	1060	850	705	605	10A		1125	845	675	560	480	10A		1135	855	680	565	485



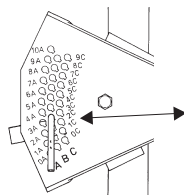
STROOIHOEVEELHEIDSTABEL OUTPUT CHART

FERTILINER® SE

Typenummer / Type number:

2.3226.001□.1

2.3226.002□.1



Hoeveelheden in kg/ha

Quantities in kg/ha

R = rijbreedte [m]

= working width [m]

T = aftakstoerental [omw./min.] = PTO output [r.p.m.]

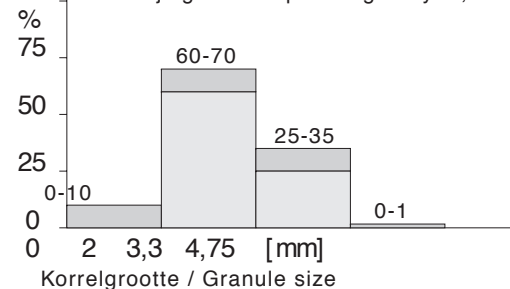
H = vooroverstelling = forward inclination

V = rijsnelheid [km/u] = forward speed [km/h]

S = positie schaalverdeling = position calibration scale

Zeeffracties/Sieve fractions

Soortelijk gewicht/Specific gravity: 0,74 kg/l



UREA 46%N

- Hydro Agri

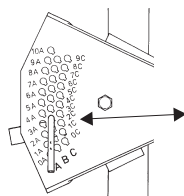
UREA 46% N						Hydro Agri						UREA 46% N								
R = 18 m																				
T = 540						H = 0°														
S	V	6	8	10	12	14	S	V	6	8	10	12	14	S	V	6	8	10	12	14
2A		-	-	-	-	-	2A							2A						
B		-	-	-	-	-	B							B						
C		55	-	-	-	-	C							C						
3A		75	55	-	-	-	3A							3A						
B		100	75	60	50	-	B							B						
C		130	95	75	65	55	C							C						
4A		155	115	90	75	65	4A							4A						
B		190	145	115	95	80	B							B						
C		230	170	135	115	95	C							C						
5A		265	200	160	130	115	5A							5A						
B		310	230	185	155	130	B							B						
C		350	265	210	175	150	C							C						
6A		395	295	235	195	170	6A							6A						
B		435	325	260	215	185	B							B						
C		475	355	285	235	205	C							C						
7A		515	385	310	255	220	7A							7A						
B		565	420	335	280	240	B							B						
C		610	455	365	305	260	C							C						
8A		655	490	395	325	280	8A							8A						
B		700	525	420	350	300	B							B						
C		740	555	445	370	315	C							C						
9A		785	590	470	390	335	9A							9A						
B		840	630	505	420	360	B							B						
C		900	675	540	450	385	C							C						
10A		955	715	570	475	410	10A							10A						

STROOIHOEVEELHEIDSTABEL OUTPUT CHART

FERTILINER® SE

Typenummer / Type number:

 2.3226.001[□].1

 2.3226.002[□].1


Hoeveelheden in kg/ha

Quantities in kg/ha

R = rijbreedte [m]

= working width [m]

T = aftakstoerental [omw./min.] = PTO output [r.p.m.]

H = vooroverstelling

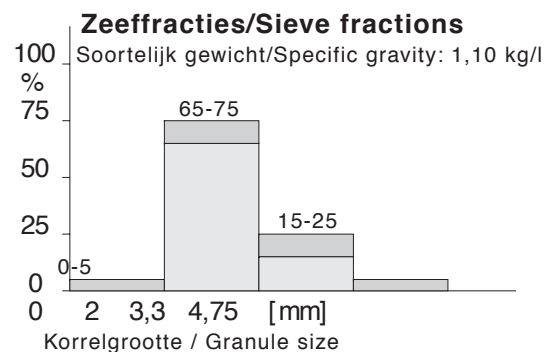
= forward inclination

V = rijsnelheid [km/u]

= forward speed [km/h]

S = positie schaalverdeling

= position calibration scale



KALKSALPETER 15,5%N - Hydro Agri CALCIUMNITRATE 15,5%N

KALKSALPETER 15,5% N						Hydro Agri						CALCIUMNITRATE 15,5% N								
R = 10 m						R = 10 m						R = 12 m								
T = 330						T = 540						T = 370								
H = 0°						H = 0°						H = 0°								
S	V	6	8	10	12	14	S	V	6	8	10	12	14	S	V	6	8	10	12	14
2A		-	-	-	-	-	2A		-	-	-	-	-	2A		-	-	-	-	-
B		95	70	55	-	-	B		110	80	65	-	-	B		70	50	-	-	-
C		140	105	85	70	60	C		160	120	95	80	70	C		115	85	70	55	50
3A		190	140	115	95	80	3A		215	160	130	105	90	3A		160	120	95	80	65
B		250	185	150	125	105	B		285	210	170	140	120	B		210	155	125	105	90
C		305	230	180	150	130	C		345	260	205	170	145	C		260	195	155	130	110
4A		365	270	215	180	155	4A		410	305	245	205	175	4A		310	230	185	155	130
B		455	340	270	225	195	B		510	380	300	250	220	B		385	285	230	190	165
C		545	405	325	270	230	C		610	455	365	300	260	C		455	340	275	225	195
5A		635	475	380	315	270	5A		705	525	420	350	300	5A		530	395	315	265	225
B		745	555	445	370	315	B		810	605	485	405	345	B		620	465	370	310	265
C		855	640	510	425	365	C		915	685	545	455	390	C		710	535	425	355	305
6A		965	720	575	480	410	6A		1015	755	605	505	430	6A		805	600	480	400	345
B		1070	800	640	535	455	B		1115	830	665	555	475	B		890	670	535	445	380
C		1175	880	705	585	500	C		1210	905	725	605	515	C		980	735	585	490	420
7A		1280	960	770	640	550	7A		1320	990	795	660	565	7A		1065	800	640	530	455
B		1410	1060	845	705	605	B		1440	1080	860	720	615	B		1175	880	705	585	500
C		1540	1155	925	770	660	C		1570	1180	945	785	675	C		1285	960	770	640	550
8A		1670	1255	1000	835	715	8A		1705	1280	1020	850	730	8A		1390	1045	835	695	595
B		1780	1335	1070	890	760	B		1800	1350	1080	900	770	B		1485	1110	890	740	635
C		1890	1420	1135	945	810	C		1910	1435	1145	955	820	C		1575	1180	945	785	675
9A		2000	1500	1200	1000	855	9A		2020	1515	1210	1010	865	9A		1665	1250	1000	830	715
B		2155	1615	1290	1075	920	B		2175	1630	1305	1085	930	B		1795	1345	1075	895	770
C		2310	1730	1385	1155	990	C		2335	1745	1400	1165	1000	C		1925	1445	1155	960	825
10A		2465	1845	1475	1230	1055	10A		2490	1865	1490	1240	1065	10A		2055	1540	1230	1025	880



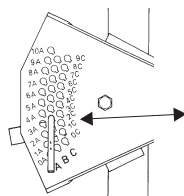
STROOIHOEVEELHEIDSTABEL OUTPUT CHART

FERTILINER® SE

Typenummer / Type number:

2.3226.001[□].1

2.3226.002[□].1



Hoeveelheden in kg/ha

Quantities in kg/ha

R = rijbreedte [m]

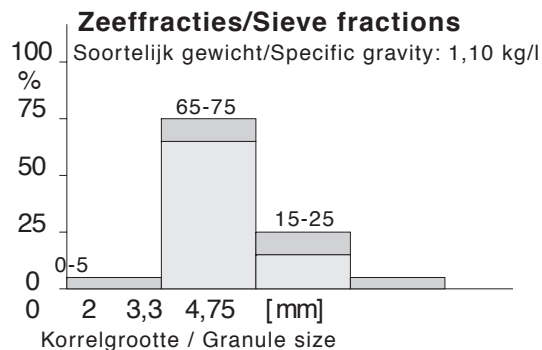
= working width [m]

T = aftakstoerental [omw./min.] = PTO output [r.p.m.]

H = vooroverstelling = forward inclination

V = rijsnelheid [km/u] = forward speed [km/h]

S = positie schaalverdeling = position calibration scale



KALKSALPETER 15,5%N - Hydro Agri CALCIUMNITRATE 15,5%N

KALKSALPETER 15,5% N						Hydro Agri						CALCIUMNITRATE 15,5% N								
R = 12 m						R = 15 m						R = 15 m								
T = 540						T = 470						T = 540								
H = 0°						H = 0°						H = 0°								
S	V	6	8	10	12	14	S	V	6	8	10	12	14	S	V	6	8	10	12	14
2A		-	-	-	-	-	2A		-	-	-	-	-	2A		-	-	-	-	-
B		80	55	-	-	-	B		60	-	-	-	-	B		65	-	-	-	-
C		130	95	80	60	55	C		95	70	55	-	-	C		105	75	60	-	-
3A		180	135	105	90	75	3A		130	95	75	65	55	3A		140	105	80	70	60
B		235	175	140	120	100	B		170	125	100	85	70	B		185	135	110	90	75
C		290	220	175	145	125	C		210	155	125	105	90	C		225	165	135	115	95
4A		350	260	210	175	145	4A		250	185	150	125	105	4A		270	200	160	135	115
B		425	315	255	210	185	B		310	230	185	155	130	B		330	245	200	165	140
C		500	375	305	250	215	C		370	275	220	185	155	C		390	290	235	195	165
5A		570	425	340	285	245	5A		430	320	255	215	185	5A		450	335	270	225	195
B		655	495	390	330	280	B		500	375	300	250	215	B		520	390	310	260	225
C		745	560	445	375	320	C		575	430	345	285	245	C		590	445	355	295	250
6A		835	625	500	415	360	6A		645	485	385	320	275	6A		665	500	395	330	285
B		925	695	555	465	395	B		720	540	430	360	305	B		740	555	445	370	315
C		1010	755	605	505	435	C		790	590	475	395	335	C		805	600	485	405	340
7A		1095	825	660	545	470	7A		860	645	515	430	370	7A		875	660	525	440	375
B		1210	905	725	605	515	B		950	710	570	475	405	B		970	725	580	485	415
C		1310	980	785	655	560	C		1040	780	620	520	445	C		1060	795	630	530	455
8A		1420	1065	850	710	605	8A		1125	845	675	560	480	8A		1150	860	690	570	490
B		1500	1120	900	745	640	B		1200	900	720	600	515	B		1210	910	725	605	520
C		1590	1190	955	795	680	C		1275	955	765	635	545	C		1290	965	775	640	550
9A		1680	1265	1010	840	720	9A		1350	1010	810	675	575	9A		1365	1020	820	680	580
B		1815	1360	1085	905	780	B		1445	1085	865	720	620	B		1460	1095	875	725	625
C		1945	1460	1165	970	835	C		1545	1155	925	770	660	C		1560	1165	935	780	665
10A		2075	1555	1240	1035	890	10A		1640	1230	985	820	700	10A		1655	1240	995	830	705

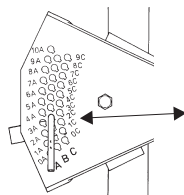
STROOIHOEVEELHEIDSTABEL OUTPUT CHART

FERTILINER® SE

Typenummer / Type number:

2.3226.001□.1

2.3226.002□.1



Hoeveelheden in kg/ha

Quantities in kg/ha

R = rijbreedte [m]

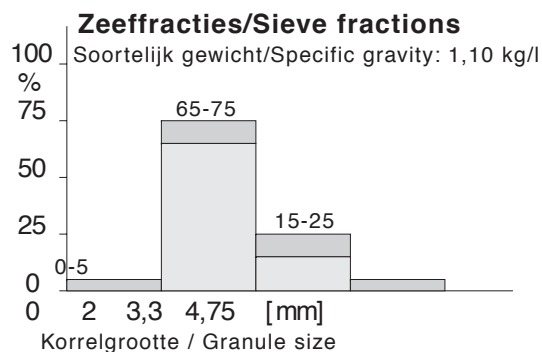
= working width [m]

T = aftakstoerental [omw./min.] = PTO output [r.p.m.]

H = vooroverstelling = forward inclination

V = rijsnelheid [km/u] = forward speed [km/h]

S = positie schaalverdeling = position calibration scale



KALKSALPETER 15,5%N - Hydro Agri CALCIUMNITRATE 15,5%N

KALKSALPETER 15,5% N						Hydro Agri						CALCIUMNITRATE 15,5% N									
R = 18 m																					
T = 540						H = 0°															
S	V	6	8	10	12	14	S	V	6	8	10	12	14	S	V	6	8	10	12	14	
2A		-	-	-	-	-	2A							2A							
B		-	-	-	-	-	B							B							
C		75	55	-	-	-	C							C							
3A		110	80	65	55	-	3A							3A							
B		140	105	85	70	60	B							B							
C		175	130	105	85	75	C							C							
4A		210	155	125	105	90	4A							4A							
B		260	195	155	130	110	B							B							
C		310	230	185	155	130	C							C							
5A		360	270	215	180	155	5A							5A							
B		420	315	250	210	180	B							B							
C		485	360	290	240	205	C							C							
6A		545	410	325	270	235	6A							6A							
B		600	450	360	300	255	B							B							
C		655	490	390	325	280	C							C							
7A		710	530	425	355	305	7A							7A							
B		780	585	470	390	335	B							B							
C		855	640	510	425	365	C							C							
8A		925	695	555	460	395	8A							8A							
B		990	745	595	495	425	B							B							
C		1055	790	635	525	450	C							C							
9A		1125	840	675	560	480	9A							9A							
B		1205	905	720	600	515	B							B							
C		1285	965	770	640	550	C							C							
10A		1370	1025	820	685	585	10A							10A							



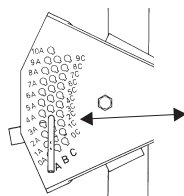
STROOIHOEVEELHEIDSTABEL OUTPUT CHART

FERTILINER® SE

Typenummer / Type number:

2.3226.001[□].1

2.3226.002[□].1



Hoeveelheden in kg/ha

Quantities in kg/ha

R = rijbreedte [m]

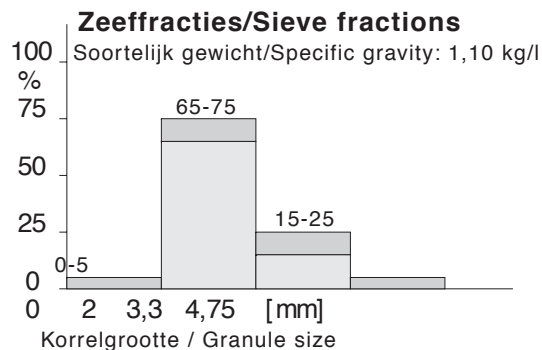
= working width [m]

T = aftakstoerental [omw./min.] = PTO output [r.p.m.]

H = vooroverstelling = forward inclination

V = rijsnelheid [km/u] = forward speed [km/h]

S = positie schaalverdeling = position calibration scale



**KALKSALPETER 15,5%N - Hydro Agri
CALCIUMNITRATE 15,5%N**

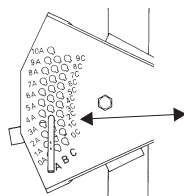
KALI 60						Agrarische Unie Vulkaan						POTASSIUM 60								
R = 10 m						R = 12 m						R = 15 m								
T = 540						T = 540						T = 540								
H = 0°						H = 5°						H = 5°								
S	V	6	8	10	12	14	S	V	6	8	10	12	14	S	V	6	8	10	12	14
2A		-	-	-	-	-	2A		-	-	-	-	-	2A		-	-	-	-	-
B		-	-	-	-	-	B		-	-	-	-	-	B		-	-	-	-	-
C		-	-	-	-	-	C		-	-	-	-	-	C		-	-	-	-	-
3A		185	135	110	90	75	3A		155	115	90	75	65	3A		120	90	70	60	50
B		230	170	135	115	95	B		190	145	115	95	80	B		150	115	90	75	65
C		275	205	165	135	115	C		230	170	135	115	95	C		185	135	110	90	75
4A		320	240	190	160	135	4A		270	200	160	135	115	4A		215	160	125	105	90
B		420	315	250	210	180	B		350	260	210	175	150	B		280	210	165	140	120
C		520	390	310	260	220	C		430	325	260	215	185	C		345	260	205	170	145
5A		615	460	370	305	260	5A		515	385	305	255	220	5A		410	305	245	205	175
B		690	520	415	345	295	B		575	430	345	285	245	B		460	345	275	230	195
C		770	575	460	385	330	C		640	480	385	320	275	C		510	385	305	255	220
6A		845	630	505	420	360	6A		705	525	420	350	300	6A		560	420	335	280	240
B		965	720	575	480	410	B		805	600	480	400	345	B		640	480	385	320	275
C		1085	810	650	540	465	C		905	675	540	450	385	C		720	540	430	360	310
7A		1205	900	720	600	515	7A		1005	750	600	500	430	7A		800	600	480	400	340
B		1290	965	770	645	550	B		1075	805	645	535	460	B		860	645	515	430	365
C		1370	1030	820	685	585	C		1145	855	685	570	490	C		915	685	545	455	390
8A		1455	1090	870	725	620	8A		1215	910	725	605	520	8A		970	725	580	485	415
B		1540	1155	925	770	660	B		1285	960	770	640	550	B		1025	770	615	510	440
C		1625	1215	975	810	695	C		1355	1015	810	675	580	C		1080	810	650	540	460
9A		1710	1280	1025	855	730	9A		1425	1065	855	710	610	9A		1140	855	680	570	485
B		1815	1360	1085	905	775	B		1510	1135	905	755	645	B		1210	905	725	605	515
C		1920	1440	1150	960	820	C		1600	1200	960	800	685	C		1280	960	765	640	545
10A		2025	1520	1215	1010	865	10A		1690	1265	1010	845	720	10A		1350	1010	810	675	575

STROOIHOEVEELHEIDSTABEL OUTPUT CHART

FERTILINER® SE

Typenummer / Type number:

 2.3226.001^a.1

 2.3226.002^a.1


Hoeveelheden in kg/ha

Quantities in kg/ha

R = rijbreedte [m]

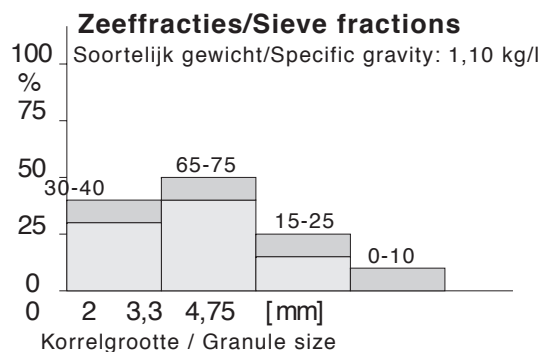
= working width [m]

T = aftakstoerental [omw./min.] = PTO output [r.p.m.]

H = vooroverstelling = forward inclination

V = rijsnelheid [km/u] = forward speed [km/h]

S = positie schaalverdeling = position calibration scale



KALI 60 - Agrarische Uni Vulkaan POTASSIUM 60

PATENTKALI						Agrarische Unie Vulkaan						PATENT POTASSIUM								
R = 10 m						R = 10 m						R = 12 m								
T = 370						T = 540						T = 470								
H = 0°						H = 0°						H = 0°								
S	V	6	8	10	12	14	S	V	6	8	10	12	14	S	V	6	8	10	12	14
2A		-	-	-	-	-	2A		-	-	-	-	-	2A		-	-	-	-	-
B		-	-	-	-	-	B		-	-	-	-	-	B		-	-	-	-	-
C		-	-	-	-	-	C		-	-	-	-	-	C		-	-	-	-	-
3A		280	210	165	140	120	3A		315	235	185	155	135	3A		235	175	140	115	100
B		345	260	205	170	145	B		385	290	230	190	160	B		290	215	170	145	120
C		410	310	245	205	175	C		460	345	275	230	195	C		345	255	205	170	145
4A		480	360	285	240	205	4A		540	405	320	270	230	4A		400	300	240	200	170
B		610	455	365	305	260	B		675	505	405	340	290	B		505	380	305	250	215
C		740	555	440	370	315	C		815	610	485	405	345	C		615	460	370	305	260
5A		870	650	520	435	370	5A		940	700	560	470	400	5A		725	540	435	360	310
B		970	730	580	485	415	B		1030	775	615	515	440	B		810	605	485	405	345
C		1075	805	645	535	460	C		1130	845	675	560	485	C		895	670	535	445	385
6A		1180	885	705	590	505	6A		1225	920	735	615	525	6A		985	735	590	490	420
B		1310	985	785	655	560	B		1360	1025	815	680	580	B		1095	820	655	545	465
C		1445	1080	865	720	615	C		1490	1110	890	740	635	C		1205	900	720	600	515
7A		1575	1180	945	785	675	7A		1620	1215	975	810	695	7A		1315	985	785	655	560
B		1680	1260	1010	840	720	B		1730	1300	1040	865	740	B		1400	1050	840	700	600
C		1790	1340	1070	895	765	C		1825	1365	1090	915	780	C		1490	1115	895	745	635
8A		1895	1420	1135	945	810	8A		1935	1450	1160	965	825	8A		1580	1185	945	790	675
B		2030	1525	1220	1015	870	B		2050	1540	1230	1025	880	B		1695	1270	1015	845	725
C		2170	1625	1300	1085	930	C		2190	1640	1315	1095	940	C		1810	1355	1085	905	775
9A		2310	1730	1385	1155	990	9A		2335	1745	1400	1165	1000	9A		1925	1440	1155	960	825
B		2450	1840	1470	1225	1050	B		2475	1860	1485	1235	1060	B		2045	1530	1225	1020	875
C		2595	1945	1555	1295	1110	C		2620	1965	1570	1310	1120	C		2165	1620	1295	1080	925
10A		2740	2055	1645	1370	1175	10A		2765	2075	1660	1385	1185	10A		2285	1710	1370	1140	975



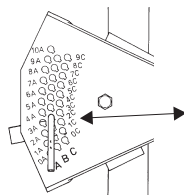
STROOIHOEVEELHEIDSTABEL OUTPUT CHART

FERTILINER® SE

Typenummer / Type number:

2.3226.001[□].1

2.3226.002[□].1



Hoeveelheden in kg/ha

Quantities in kg/ha

R = rijbreedte [m]

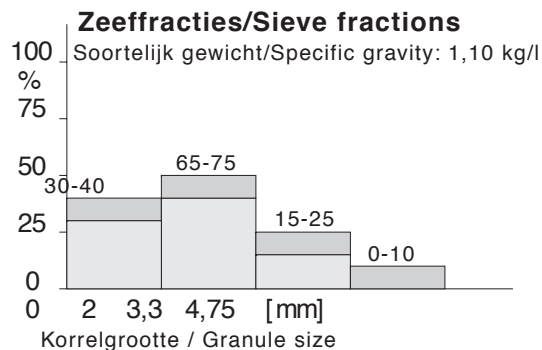
= working width [m]

T = aftakstoerental [omw./min.] = PTO output [r.p.m.]

H = vooroverstelling = forward inclination

V = rijsnelheid [km/u] = forward speed [km/h]

S = positie schaalverdeling = position calibration scale



KALI 60 - Agrarische Uni Vulkaan POTASSIUM 60

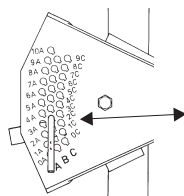
PATENTKALI						Agrarische Unie Vulkaan						PATENT POTASSIUM									
R = 12 m						R = 15 m															
T = 540						T = 540															
H = 0°						H = 5°															
S	V	6	8	10	12	14	S	V	6	8	10	12	14	S	V	6	8	10	12	14	
2A		-	-	-	-	-	2A		-	-	-	-	-	2A							
B		-	-	-	-	-	B		-	-	-	-	-	B							
C		-	-	-	-	-	C		-	-	-	-	-	C							
3A		255	190	150	125	110	3A		190	140	110	95	80	3A							
B		315	230	185	155	130	B		230	175	140	115	100	B							
C		375	275	220	185	155	C		275	205	165	135	115	C							
4A		430	325	260	215	185	4A		320	240	190	160	135	4A							
B		540	405	325	270	230	B		405	300	240	200	170	B							
C		650	490	390	325	275	C		490	365	290	245	210	C							
5A		760	565	455	380	325	5A		575	430	345	285	245	5A							
B		840	630	505	420	360	B		645	485	385	320	275	B							
C		920	690	550	460	395	C		715	535	430	355	305	C							
6A		1015	755	610	505	435	6A		790	590	470	395	335	6A							
B		1130	845	675	560	480	B		875	655	525	435	375	B							
C		1230	920	735	610	525	C		965	725	580	480	410	C							
7A		1340	1005	800	670	570	7A		1055	790	630	525	450	7A							
B		1430	1070	855	715	610	B		1130	845	675	565	480	B							
C		1520	1135	915	760	650	C		1205	900	720	600	515	C							
8A		1610	1210	965	805	690	8A		1280	960	765	640	545	8A							
B		1710	1285	1025	855	730	B		1365	1025	820	680	585	B							
C		1830	1370	1095	915	785	C		1450	1090	870	725	620	C							
9A		1945	1455	1165	970	835	9A		1540	1155	920	770	660	9A							
B		2065	1545	1235	1030	885	B		1635	1225	980	815	700	B							
C		2185	1635	1310	1090	935	C		1730	1300	1040	865	740	C							
10A		2310	1725	1385	1150	985	10A		1830	1370	1095	915	780	10A							

STROOIHOEVEELHEIDSTABEL OUTPUT CHART

FERTILINER® SE

Typenummer / Type number:

 2.3226.001^a.1

 2.3226.002^a.1


Hoeveelheden in kg/ha

Quantities in kg/ha

R = rijbreedte [m]

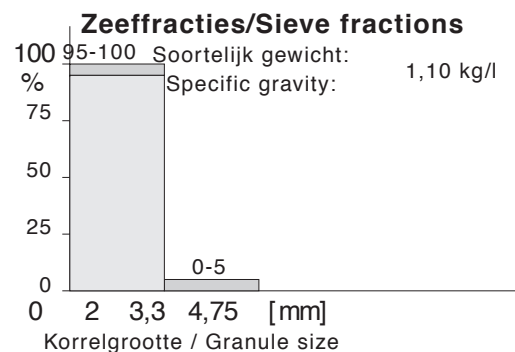
= working width [m]

T = aftakstoerental [omw./min.] = PTO output [r.p.m.]

H = vooroverstelling = forward inclination

V = rijsnelheid [km/u] = forward speed [km/h]

S = positie schaalverdeling = position calibration scale



UREA (fijn)
UREA (fine)

UREA (fijn)						UREA (fine)															
R = 10 m			R = 10 m																		
T = 470			H = 10°			T = 540			H = 10°												
S	V	6	8	10	12	14	S	V	6	8	10	12	14	S	V	6	8	10	12	14	
2A		90	65	50	-	-	2A		95	70	55	-	-	2A							
B		135	100	80	65	55	B		145	110	85	70	60	B							
C		185	140	110	90	80	C		200	150	120	95	85	C							
3A		235	175	140	115	100	3A		255	190	150	125	110	3A							
B		300	225	180	150	125	B		325	245	195	160	135	B							
C		360	270	215	180	150	C		390	290	230	195	160	C							
4A		420	315	250	210	180	4A		455	340	270	225	195	4A							
B		505	380	305	250	215	B		540	405	325	270	230	B							
C		590	445	355	295	250	C		625	470	375	315	265	C							
5A		675	505	405	335	290	5A		710	530	425	350	305	5A							
B		780	585	470	390	335	B		810	610	490	405	350	B							
C		885	665	530	440	380	C		910	685	545	455	390	C							
6A		990	745	595	495	425	6A		1020	765	615	510	440	6A							
B		1095	820	655	545	470	B		1130	845	675	560	485	B							
C		1200	900	720	600	510	C		1225	920	735	610	520	C							
7A		1305	975	780	650	555	7A		1330	995	795	665	565	7A							
B		1425	1065	855	710	610	B		1455	1085	870	725	620	B							
C		1545	1160	925	770	660	C		1575	1185	945	785	675	C							
8A		1665	1250	1000	830	715	8A		1700	1275	1020	845	730	8A							
B		1790	1340	1070	895	765	B		1810	1355	1080	905	775	B							
C		1910	1430	1145	955	815	C		1930	1445	1155	965	825	C							
9A		2030	1525	1220	1015	870	9A		2050	1540	1230	1025	880	9A							
B		2175	1630	1305	1085	930	B		2195	1645	1320	1095	940	B							
C		2315	1735	1390	1155	990	C		2340	1750	1405	1165	1000	C							
10A		2460	1845	1475	1230	1050	10A		2485	1865	1490	1240	1060	10A							